
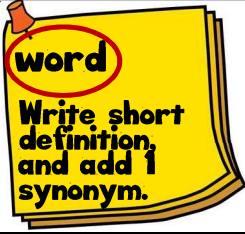

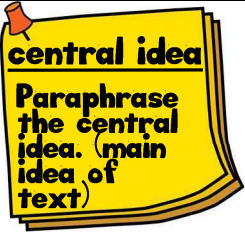

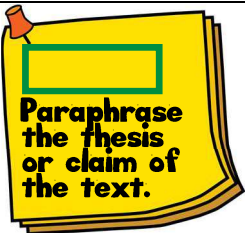

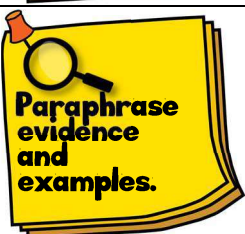





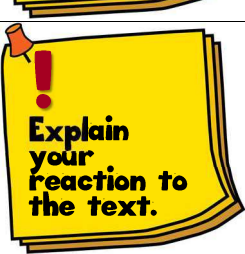


Annotating Informational Texts

SYMBOL (written directly on text)	GUIDE (DIRECTIONS)	ACTION (written on Post-it or margins of text)
	Circle key vocabulary words or unknown vocabulary terms.	 <p>word Write short definition, and add 1 synonym.</p>
	Underline the central idea of the text. The central idea is the main point of what you are reading.	 <p>central idea Paraphrase the central idea. (main idea of text)</p>
THESIS 	Draw a box around the thesis statement claim or counterclaim. Label the box.	 <p>Paraphrase the thesis or claim of the text.</p>
	Draw a magnifying glass to identify evidence or examples to support the thesis or the claim.	 <p>Paraphrase evidence and examples.</p>
	Draw a double-sided arrow for connections you have made with this text to personal experiences, ideas, or other texts.	 <p>Explain the connections you have found in the text.</p>
	Write a question mark if you are confused or have any questions about the text.	 <p>Write your question on the sticky note.</p>
	Write an exclamation mark for any part of the text that surprises you, angers you, or causes a strong reaction.	 <p>Explain your reaction to the text.</p>