

## Literature Circles

**Group Members:** Write the names of your group members in the space below.

### Directions

You and your group will be meeting five times to discuss your book as a group. At your first meeting, your group needs to decide.

1. How many pages need to be read before each meeting.
2. What role each person is filling for each meeting. There are 4 roles.

-Character Captain   - Connection Keeper                      - Passage Master                      - Text Translator

At each meeting everyone should be doing a different role. **(NO TWO GROUP MEMBERS SHOULD BE FILLING THE SAME ROLE AT THE SAME MEETING.)** By the end, everyone should have done each role once. The packet for your role should be filled out **BEFORE** your group meets!

3. Fill out the chart below and show me before class is over.
4. In addition to your role sheet, each group member will be expected to generate 3 discussion questions prior to each meeting. Questions will be graded based on their quality.
5. On the last day you meet as a group you will critique your book and present it to the class.


### Schedule:

<u>Date</u>	<u>Pages to Read</u>	<u>Role</u>
March 22 <sup>nd</sup> (Friday)		
March 26 <sup>th</sup> (Tuesday)		
April 2 <sup>nd</sup> (Tuesday)		
April 5 <sup>th</sup> (Friday)	** MUST HAVE BOOK COMPLETED**	

### Literature Circles Overall Rubric

<u>Possible Points:</u>	<u>Character Captain</u>	<u>Connection Keeper</u>	<u>Passage Master</u>	<u>Text Translator</u>	<u>The Critique</u>
<u>Provides Details</u> 3 points each					
<u>All steps Completed</u> 3 points each					
<u>Uses Text to Support Answers</u> 3 points each					
<u>Shows Effort</u> 1 points each					
<u>Total Points</u>					

<u>Discussion Questions</u>	Meeting #2	Meeting #3	Meeting #4	Meeting #5	<u>Total Points</u>
3 Points Per Question	3 Questions	3 Questions	3 Questions	3 Questions	



# Text TR<sub>a</sub>N<sup>S</sup>LaT<sub>O</sub>R

Name: \_\_\_\_\_ Book: \_\_\_\_\_

Meeting Date: \_\_\_\_\_ Assigned Section: Page \_\_\_\_\_ to \_\_\_\_\_

**Step 1:** Find at least five especially important words in today's reading. They could be puzzling or unfamiliar, but they could also just stand out to you or be important to our understanding of the text. Complete the table using the words you've chosen to focus on.


<b>Word</b> (Pick an interesting or significant word.)	<b>Location</b> (Where did you find it?)	<b>Sentence from the Reading</b> (From the book, copy the exact sentence that contains your word. Highlight the word, and then identify how in functions in the sentence by naming its part of speech.)
	Page # _____ Paragraph ____	
2.	Page # _____ Paragraph ____	
3.	Page # _____ Paragraph ____	
4.	Page # _____ Paragraph ____	
5.	Page # _____ Paragraph ____	

**Step 2:** Choose two of the words that are especially important to the text and write a short paragraph about the word's significance to the text. How is it important to the plot, characterization, setting, etc.?

Word #1:

Word #2:

**Step 3:** Chose one word from your list and draw an image that defines the term.



# Passage Master

Name: \_\_\_\_\_ Book: \_\_\_\_\_

Meeting Date: \_\_\_\_\_ Assigned Section: Page \_\_\_\_\_ to \_\_\_\_\_

**Your job is to locate at least four special sections of the reading that you think your group should read aloud and focus its discussion on.**

**Step 1:** Complete the graphic organizers below by **describing** (not quoting) four passages from the text. Note: From your assigned section, what was important, surprising, funny, confusing, thought-provoking, controversial, well-written, and/or informative?

Page # \_\_\_ Paragraph # \_\_\_

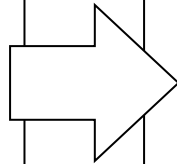
Page # \_\_\_ Paragraph # \_\_\_

Page # \_\_\_ Paragraph # \_\_\_

Page # \_\_\_ Paragraph # \_\_\_

**Step 2: Locate FIGURATIVE LANGUAGE** in your selection:

Quote an Example of Figurative Language:



What type of Figurative Language is it?  
What impact does it have on the story?

**Step 3:** Complete the following chart.

<b>Location:</b> Where did you find it?	<b>Importance:</b> Why did you choose this passage to share with the group? Why is important to our understanding of the text?	<b>Juicy Discussion Question:</b> Make sure to follow our rules for a good discussion question!
Page # _____ Paragraph # _____		
Page # _____ Paragraph # _____		
Page # _____ Paragraph # _____		
Page # _____ Paragraph # _____		

# CoNNeCTioN KeePeR

Name: \_\_\_\_\_ Book: \_\_\_\_\_

Meeting Date: \_\_\_\_\_  
\_\_\_\_\_ to \_\_\_\_\_

Assigned Section: Page

**Directions:** Explain connections between your reading and yourself, other texts, and the world.

Note: There are **NO** wrong answers!

## Text-to-World

(Big ideas, themes, and the world around me)

**Step 1:** Complete the following brainstorming web:

**Text-to-World**

- 1.
- 2.
- 3.

**Text-to-Text**

Text-to-Text  
(Thinking about other texts or media)

- 1.
- 2.
- 3.

**Text-to-Self**

Text-to-Self  
(Thinking about myself)

- 1.
- 2.
- 3.

**Step 2:** Using **one** idea from **each category**, complete the paragraph outline below.

**Topic:** I can connect to this section of \_\_\_\_\_ in many different ways.  
(Book)

One way I connected the text to myself is \_\_\_\_\_.

*Detail 1:* \_\_\_\_\_.

*Detail 2:* \_\_\_\_\_.

In addition, I connected the text to \_\_\_\_\_.  
(Text/Media)

*Detail 1:* \_\_\_\_\_.

*Detail 2:* \_\_\_\_\_.

Lastly, I made a connection between the text and \_\_\_\_\_.  
(World)

*Detail 1:* \_\_\_\_\_.

*Detail 2:* \_\_\_\_\_.

**Conclusion:** Connecting this section of \_\_\_\_\_ to myself,  
other texts,

(Book)

and the world helped me to

\_\_\_\_\_.

**Step 3:** On a **separate sheet of paper**, write or type a **final draft** of the paragraph. Don't forget to **proofread** and **correct** errors first.

# Character Captain

Name: \_\_\_\_\_ Book \_\_\_\_\_

Meeting Date: \_\_\_\_\_ Assigned Section: Pages \_\_\_\_\_ to \_\_\_\_\_

Directions: Choose a major character to analyze. (Make sure it's not a character that a teammate has analyzed before.) Brainstorm as much information about the character as you can, **using text to support your answers**, and then create a Facebook page for your character.

What is your character's relationship with other characters like?

Using the text, imagine your character's deepest hopes, goals, dreams...

What might your character have been thinking during this section? How do you know?

What is your character's personality like? Is he/she round or flat? Static or dynamic? Use specific details from the text, and tell me whether the author is using direct or indirect characterization to convey the information.



Character Name

Illustration of Character

Wall Info Photos +

Update Status Write Note Add Photos Video

What are you doing?

Text input field for status

Post

All Posts Wall Posts

Status 1: (What are you thinking about?)

Lined area for writing Status 1

Status 2:

Lined area for writing Status 2

Status 3:

Lined area for writing Status 3

Friends (at least 2)

Likes (at least 2)

About Me: